



grillinggifts.com

A division of Texas Irons L.L.C.

★ Dear Barbecue Fan,

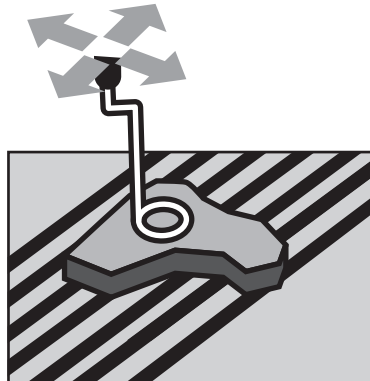
Thank you for your purchase of our barbecue branding irons. You're now ready to put your own seal of approval on a barbecue well done. A brand that shows family and friends the pride and joy you take in preparing only the best barbecue. We're confident you'll enjoy your brand for many years to come.

Sincerely,
Texas Irons
1-877-256-8916
www.texasirons.com



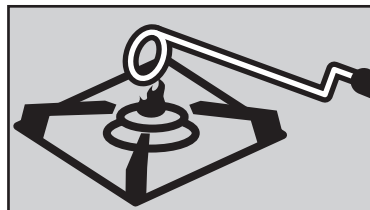
How to use your new brand.

The handle is offset on the face of the brand. This allows you to angle your brand and place it down through the grates on your grill.




Place the face of the brand in the hot coals or on an electric burner. Heat the brand at least 5 to 7 minutes. (or until red hot) Just before serving your meal, press the heated iron against the food with a side-to-side and top-to-bottom rocking motion. This keeps the brand from sticking to the meat which makes for a much cleaner brand.

Other Heating Options:



Grill Side Burner



Small Propane Bottle

1308 CHISHOLM TRL. #III
ROUND ROCK, TX 78664
1. 8 7 7 . 2 5 6 . 8 9 1 6
FAX: 512-828-6921

WWW.TEXASIRONS.COM